

# Invacare® | **Matrix® Libra®**

NEW



## The next generation cushion - Superior comfort with the highest level of protection and positioning

- Improved design combines foam and fluid to provide the highest level of skin protection, positioning and adjustability for unique individual needs
- New dual layer fluid sac using Invacare's **Flo-tech™** technology for enhanced shear management and pressure redistribution
- Specially contoured to provide balance and stability to the pelvis, optimising body function
- Lightweight and maintenance free, the **Libra** balances both functional needs with an active lifestyle

**matrix®**  
SEATING SERIES



**Yes, you can.®**



### Unique design

- Foam base – anatomically contoured to optimise pelvic support and positioning
- Durable high resilient foam made with Ultra-Fresh™ anti-microbial and odour protection
- Fluid sac – Dual layer with sealed compartments for maximum protection around bony prominences

### Functional benefits

- Pre-ischial support prevents sliding to reduce shear
- Trochanteric shelf promotes level pelvis for lateral stability
- Extended rear cushion radius helps prevent posterior pelvic tilt
- Waterfall front edge accommodates tight hamstrings and foot propulsion
- Ab/adductor contour for comfortable midline leg position

### Reliable and lightweight

- Self-equalising fluid is non-temperature sensitive. No kneading or maintenance is required
- The **Matrx Libra** is lightweight and suitable for an active lifestyle
- For complex seating needs, a range of easy to use positioning accessories are available.

## Features and Options



#### Envelopment

Increased surface area for superior pressure redistribution.



#### Pressure Re-distribution

Load transferred from pelvis to thighs reduces pressure in "at-risk" areas.



#### Immersion

Bony prominences comfortably immerse into fluid sac for optimal protection.



#### Shear Reduction

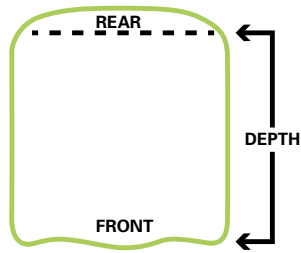
Unique design allows controlled pelvis movement without migration.

**Features and Options**



**Waterfall cut**

For tight hamstrings, easier transfers and foot propulsion.



**Cushion size**

Seat depth is measured along the side of the cushion.



**Rear cushion radius**

A 3.8 cm curved extension for maximum surface area minimizes gap between seat and backrest, that also stabilises fluid in tilted positions, with coccyx cut out for added relief.



**Anterior wedge**

Increases slope, prevents sliding and reduces shear.



**Trimmed anterior wedge**

For hip flexion limitations and/or lower seat height for foot propulsion.



**Tapered wedge**

For enhanced adductor support.



**Tapered wedge**

For obliquity and pelvic rotation when used in rear.



**Lateral wedge**

Reinforces lateral stability for enhanced midline positioning.



**Fluid supplement sac**

For targeted protection/obliquity accommodation. Fits securely inside main sac and pelvic well.



**Abductor**

For comfortable mid-line positioning of thighs and hips.



**Side pocket for convenient storage**

Includes quad pull cord.

Available sizes

**Standard version in cm: width x depth**  
**Maximum user weight: 136kg (21 stone)**

|                |                |                |                |                |                |                |
|----------------|----------------|----------------|----------------|----------------|----------------|----------------|
| 36x31 (14x12") | 38x41 (15x16") | 41x41 (16x16") | 43x41 (17x16") | 46x41 (18x16") | 48x41 (19x16") | 51x41 (20x16") |
| 36x36 (14x14") | 38x46 (15x18") | 41x46 (16x18") | 43x46 (17x18") | 46x46 (18x18") | 48x46 (19x18") | 51x46 (20x18") |
| 36x41 (14x16") | 38x51 (15x20") | 41x51 (16x20") | 43x51 (17x20") | 46x51 (18x20") | 48x51 (19x20") | 51x51 (20x20") |

**Heavy duty version in cm: width x depth**  
**Maximum user weight: 227kg (36 stone)**

|                |                |
|----------------|----------------|
| 53x46 (21x18") | 56x46 (22x18") |
| 53x51 (21x20") | 56x51 (22x20") |
| 53x56 (21x22") | 56x56 (22x22") |

Technical data



**Matrx Libra**

Weight: 1,6 kg



Max User Weight:  
 Std 136kg / 21 stone  
 HD 227kg / 36 stone



Outer cover:  
 machine wash  
 80°




Inner liner:  
 surface clean  
 with damp cloth




- 1/ Compliant with the directive on the Restriction of the use of certain Hazardous Substances in electrical and electronic equipment – RoHS (2011/65/EC).
- 2/ Compliant with the regulation concerning the Registration, Evaluation, Authorization and Restriction of Chemicals.

Cover options



Black Smooth  
 Water resistant  
 Vapour permeable



Spacer

Invacare Limited  
 Pencoed Technology Park - Pencoed -  
 Bridgend CF35 5AQ - United Kingdom  
 Tel: +44 1 656 776 222  
 Fax: +44 1656 776 220  
 E-mail: uk@invacare.com  
 Sales Order E-mail:  
 ordersuk@invacare.com  
 www.invacare.co.uk

Invacare Ireland Ltd  
 Unit 5 - Seatown Business Campus  
 Seatown Road - SWORDS - County  
 Dublin - Ireland  
 Tel. +353 1 8107084  
 Fax +353 1 8107085  
 Email: Ireland@invacare.com  
 www.invacare.ie

© 2015 Invacare International Sàrl  
 All rights reserved.

All information quoted is believed to be  
 correct at time of print.  
 Invacare reserves the right to alter  
 product specifications without prior  
 consultation.

Matrx Libra - UK - 02/2015 - 1583766



**Yes, you can.®**

\* Essential nursing care is pivotal in pressure ulcer prevention. This product will positively contribute to the outcome of a pressure ulcer prevention care plan. Education, clinical judgement and action based planning based on vulnerability are fundamental factors in the prevention of pressure ulcers. A range of assessment scales can be used as a formal method of assessing risk from pressure ulcer development, and should be used in conjunction with an informal assessment (informed nursing judgement). Informal assessment is considered to be of greater importance and clinical value.

\*\* Maximum user weight limits are set provided that the cushion selected is of appropriate width and depth for the intended user/s.

